
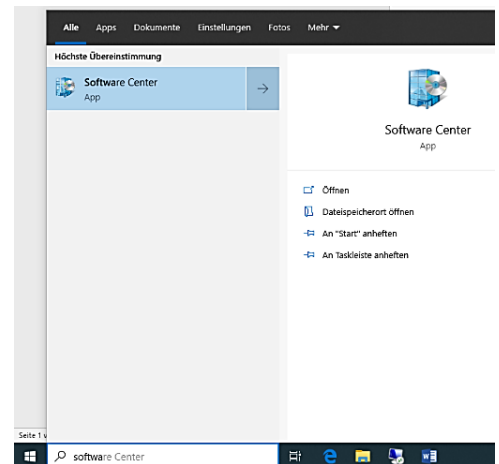


How to install Endnote from SoftwareCentre


Install Endnote X9 on a computer of HZI via Softwarecenter:
search for SoftwareCenter

(C:\ProgramData\Microsoft\Windows\Start
Menu\Programs\Microsoft Endpoint Manager\Configuration
Manager)

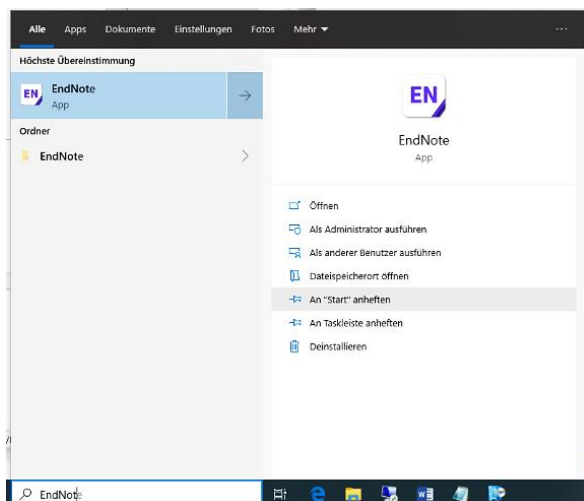
Choose the preferred software (e.g. Endnote) via clicking on it



Click "Install"



After installation you can open Endnote or add it to Start ("An Start anheften") etc.



Due to the campus licence for Endnote it is not possible to install Endnote also on private devices. Please use a trial version from Endnote for an installation on a private device:

<http://endnote.com/downloads/30-day-trial> (the trial version can also be used longer than the mentioned 30 days)

For more information on Endnote and other reference management software please have a look to section 2 and 3 of the link collection <https://helmholtz-hzi.bibliotheca-open.de/Services/Links>

More details on Endnote: page ["Focus Endnote"](#) - If you have further questions please ask us.
Best regards, your HZI Library